

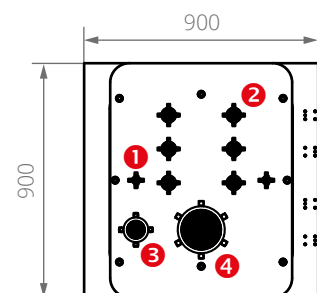
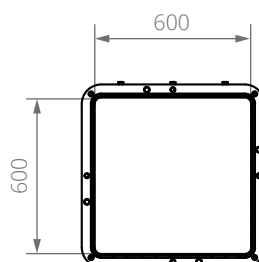
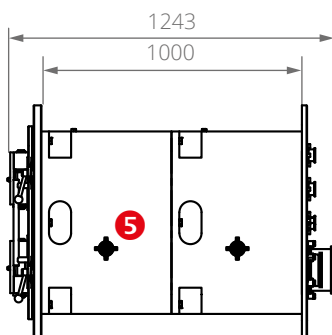


MODULARE VAKUUMKAMMER  
MODULAR VACUUM CHAMBER  
**VC M600<sup>2</sup>**



TECHNISCHE DATEN · TECHNICAL DATA

Artikelnummer · Item number	100032225
Tiefe innen · inner depth	1000 mm
Breite innen · inner width	600 mm
Höhe innen · inner height	600 mm
Volumen · Volume	360 l
Gewicht · Weight	438 kg
Anschlüsse Rückwand · Connections back panel	2 x KF 16 ①; 6 x KF 40 ②; 1 x ISO K 63 ③; 1 x ISO K 160 ④
Anschlüsse Seitenwand · Connections side wall	4 x KF 40 ⑤
Türe · Doors	Scharniertüre mit Schauglas · Hinged door with inspection glass
Optional · Optionally	Tiefe modular erweiterbar · Depth modularly extendable je Modul · each module 500 mm = ± 180 l. / ± 156 kg / 2 x KF 40



alle Werte ca. Angaben · all values approximate