



MODEL C™ with CSR/ CONTROLLED SCREEN RETURN

Spring Roller Type Screen

DA-LITE SCREEN COMPANY, INC.
3100 North Detroit Street
Post Office Box 137
Warsaw, Indiana 46581-0137
Phone: 574/267-8101
800-622-3737
Fax: 574/267-7804
http://www.da-lite.com
e-mail: info@da-lite.com

SPECIFICATION DATA

SUGGESTED SPECIFICATIONS: _____ projection screens, _____ (H) x _____ (W), wall or ceiling mounting type. To have Glass Beaded, Matte White, Video Spectra® 1.5, High Contrast Matte White, Silver Matte or High Power surface with black masking borders standard on flame retardant and mildew resistant fabric, mounted on a ball bearing rigid steel spring roller (1-3/4" diameter for 70" width, 3" diameter for 84" wide and over). To be equipped with Controlled Screen Return (CSR) to control the return speed of the screen surface back into the case. Fabric to be permanently attached to roller by metal clips on fabric edge being forced into groove in roller. There shall be a clip every 3" along the fabric edge and double clips shall be used on the ends. To have 22-gauge embossed steel case with flat back design finished with enamel. To have powder coated steel end caps concealing roller ends with steel inner plates to support roller and provide added case strength. End caps shall form sturdy brackets for wall or ceiling installations. Bottom of screen shall be formed into pocket holding tubular metal slat. An extruded aluminum saddle with zinc plated steel pull shall be attached to the slat by four screws on each end. Heavy-duty plastic caps shall protect the ends of the slat. Bumper stops shall be built into the case to prevent slat wedging inside case.

Matte White: Horizontal seams required when both dimensions exceed 10 feet.

Glass Beaded: Horizontal seams required when both dimensions exceed 8 feet.

Video Spectra® 1.5, High Contrast Matte White and Silver Matte: Available in sizes where both dimensions do not exceed 8 feet.

High Power: Available in sizes up to and including 9 feet by 12 feet. Horizontal seams required when both dimensions exceed 6 feet.

DIMENSIONS

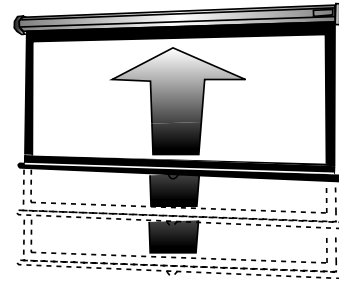
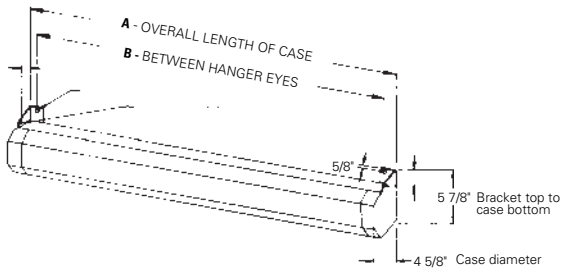
| Sizes | | A - Overall Case Length | | B - Between Hanger Eyes | | Approx. Ship. Wt. | |
|-----------|-----------|-------------------------|-----|-------------------------|-----|-------------------|-------|
| H x W | Cm | In. | Cm | In. | Cm | Lbs. | Kg |
| 70" x 70" | 178 x 178 | 73-1/4" | 186 | 71-3/4" | 182 | 43 | 19.51 |
| 84" x 84" | 213 x 213 | 87-1/4" | 222 | 85-3/4" | 218 | 49 | 22.23 |
| 6' x 8' | 183 x 244 | 99-1/4" | 252 | 97-3/4" | 248 | 51 | 23.13 |
| 8' x 8' | 244 x 244 | 99-1/4" | 252 | 97-3/4" | 248 | 51 | 23.13 |
| 7' x 9' | 213 x 274 | 111-1/4" | 283 | 109-3/4" | 279 | 62 | 28.12 |
| 9' x 9' | 274 x 274 | 111-1/4" | 283 | 109-3/4" | 279 | 62 | 28.12 |
| 8' x 10' | 244 x 305 | 123-1/4" | 313 | 121-3/4" | 309 | 66 | 29.94 |
| 10' x 10' | 305 x 305 | 123-1/4" | 313 | 121-3/4" | 309 | 68 | 30.84 |
| 9' x 12' | 274 x 366 | 147-1/4" | 374 | 145-3/4" | 370 | 73 | 33.11 |
| 12' x 12' | 366 x 366 | 147-1/4" | 374 | 145-3/4" | 370 | 81 | 36.74 |

VIDEO FORMAT DIMENSIONS

| Viewing Area Sizes | | Nominal Diagonal | | A - Overall Case Length | | B - Between Hanger Eyes | | Approx. Ship. Wt. | |
|--------------------|-----------|------------------|-----|-------------------------|-----|-------------------------|-----|-------------------|-------|
| H x W | Cm | In. | Cm | In. | Cm | In. | Cm | Lbs. | Kg |
| 50" x 67" | 127 x 170 | 84" | 213 | 73-1/8" | 186 | 71-5/8" | 182 | 42 | 19.05 |
| 60" x 80" | 152 x 203 | 100" | 254 | 87-1/4" | 222 | 85-3/4" | 218 | 49 | 22.23 |
| 69" x 92" | 175 x 234 | 120" | 305 | 99-1/4" | 252 | 97-3/4" | 248 | 53 | 24.04 |
| 87" x 116" | 221 x 295 | 150" | 381 | 123-1/4" | 313 | 121-3/4" | 309 | 66 | 29.94 |
| 105" x 140" | 267 x 356 | 180" | 457 | 147-1/4" | 374 | 145-3/4" | 368 | 73 | 33.11 |
| 120" x 160" | 305 x 406 | 200" | 508 | 167-1/4" | 425 | 165-3/4" | 421 | 82 | 37.20 |

HDTV FORMAT DIMENSIONS

| Viewing Area Sizes | | Nominal Diagonal | | A - Overall Case Length | | B - Between Hanger Eyes | | Approx. Ship. Wt. | |
|--------------------|-----------|------------------|-----|-------------------------|-----|-------------------------|-----|-------------------|-------|
| H x W | Cm | In. | Cm | In. | Cm | In. | Cm | Lbs. | Kg |
| 45" x 80" | 114 x 203 | 92" | 234 | 87-1/4" | 222 | 85-3/4" | 218 | 49 | 22.23 |
| 52" x 92" | 132 x 234 | 106" | 269 | 99-1/4" | 252 | 97-3/4" | 248 | 53 | 24.04 |
| 58" x 104" | 147 x 264 | 119" | 302 | 111-1/4" | 283 | 109-3/4" | 279 | 59 | 26.76 |
| 65" x 116" | 165 x 295 | 133" | 338 | 123-1/4" | 313 | 121-3/4" | 309 | 66 | 29.94 |
| 78" x 139" | 198 x 353 | 159" | 404 | 147-1/4" | 374 | 145-3/4" | 370 | 73 | 33.11 |



WHEN ORDERING, MARK APPROPRIATE SELECTIONS:

Select size from charts on the other side.

Select viewing surface:

- Matte White
- Glass Beaded
- High Power
- Video Spectra® 1.5
- Silver Matte
- High Contrast Matte White

Options:

- No. 6 Wall Bracket - extends 6" non-adjustable extension brackets.
- No. 11 Wall Bracket - 10" or 14" non-adjustable extension brackets.
- Pull Rod
- No borders (Black masking borders standard)

Specifications are subject to change without notice.

Project: _____

Architect: _____

Phone: _____

Contractor: _____

Phone: _____

Supervisor: _____

Phone: _____

Date: _____

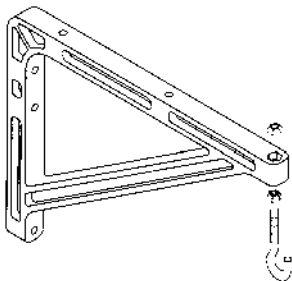
Revised: _____

SUGGESTED METHODS OF INSTALLATION

OPTIONAL ACCESSORIES: to provide chalkboard clearance: Furnish 6" heavy gauge extension wall brackets to mount screens. To provide for keystone elimination; Furnish 14" heavy gauge extension wall brackets.

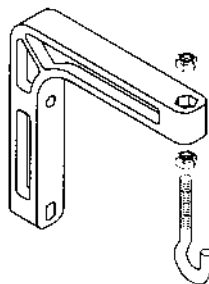
NOTE: Brackets also are used for mounting screen across a corner.

EXTENSION WALL BRACKETS



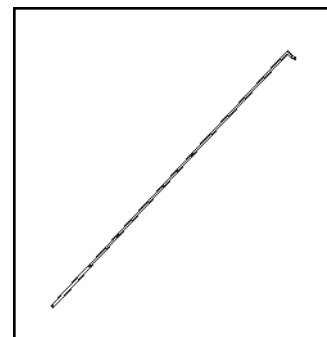
NO. 11 WALL BRACKET

Non-adjustable. Permits screen to extend 10" or 14" from wall.



NO. 6 WALL BRACKET

Non-adjustable. Permits screen to extend 6" from wall.



PULL ROD

Zinc plated rod with black plastic handle grip allows easy access to screen when mounted out of reach. Also can be used as a pointer.